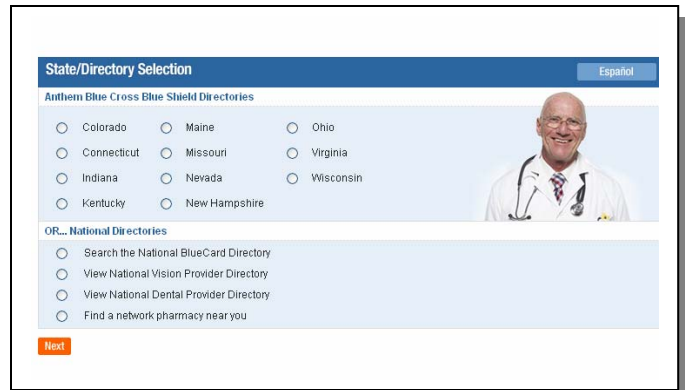


DentalBlue On-Line Provider Directory Guide



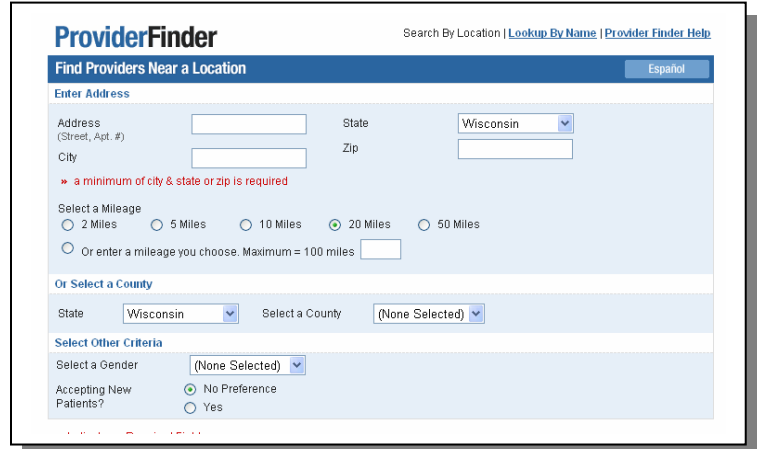
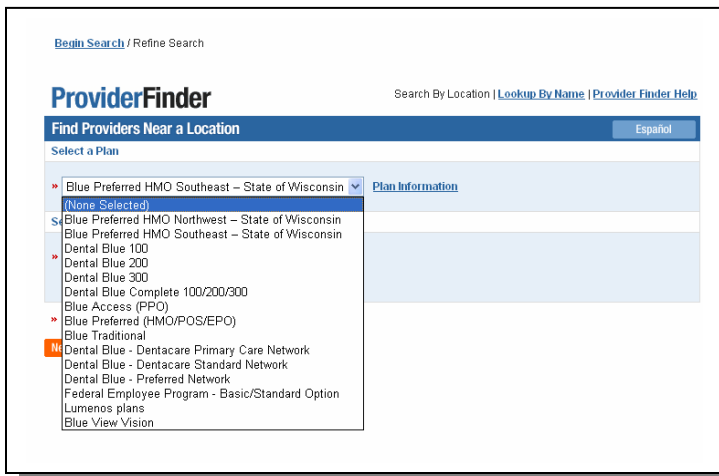
Step 1: Go to www.anthem.com and click on Find a Doctor.

Step 2: Click on Wisconsin, and then click Next.

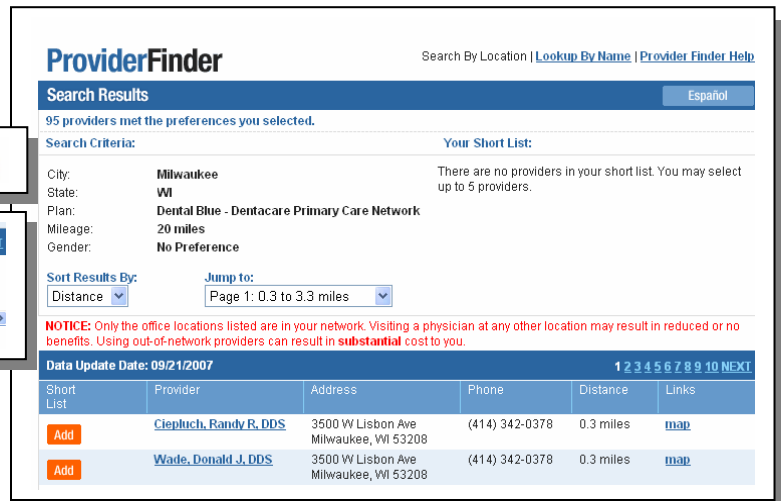


Step 3: Under **Select a Plan**, choose Dental Blue – Primary Care Network (Dentacare HMO) or Dental Blue – Preferred Network (PPO Plans). Then click Next.

Step 4: At this screen, you can now enter your preferred search criteria. Note: you must enter a city, state and zip code at a minimum.



Step 4: You can sort your results by distance, name, city or zip. You can also see a map for directions. At the bottom of the page, you can click on **Printer Friendly** to print a copy of your results.



Open Enrollment Inquiries only: 1-866-511-4476

For open enrollment related questions: StateOfWIEmpsDnEnrollment@Anthem.com

For General Inquiries: StateOfWIEmpsDnService@Anthem.com